REVISIONS			
REV	DESCRIPTION	DATE	APPROVED
01	ALPHA RELEASE	03/02/15	RKPM
02	BETA RELEASE	04/01/15	RKPM
03	PRODUCTION RELEASE	02/11/16	RKPM

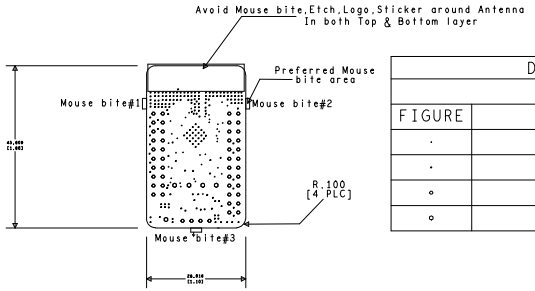

DRILL CHART: PSoC 4 BLE MODULE				
ALL UNITS ARE IN MILS				
FIGURE	SIZE	TOLERANCE	PLATED	QTY
·	8.0	+3.0/-3.0	PLATED	38
·	10.0	+3.0/-3.0	PLATED	193
○	40.0	+3.0/-3.0	PLATED	48
○	43.0	+3.0/-3.0	PLATED	5

NOTES:(UNLESS OTHERWISE SPECIFIED)

1. RoHS COMPLIANT CERTIFICATION OR MATERIAL DECLARATION REQUIRED.
2. MATERIAL:
   A. IS410 OR EQUIVALENT. MATERIAL MUST CONFORM TO UL94V-0.
   B. REFER TO AS MENTIONED IN CROSS SECTION AREA IN THIS DOCUMENT.
   C. OVERALL METAL TO METAL THICKNESS AS SPECIFIED IN THE CROSS SECTION DRAWING IN THE DOCUMENT.
3. DRILLING:
   A. DIAMETERS IN DRILL TABLE ARE FINISHED HOLE SIZES +/-.003 tol.
      UNLESS OTHERWISE SPECIFIED IN DRILL TABLE.
   B. TEARDROP ALLOWED ON ENTRY OF VIA ON EVERY TRACE LAYER.
4. PLATING:
      COPPER PLATING IN THRU-HOLES .001 min.
5. MARKING:
   A. SILKSCREEN IN WHITE NON-CONDUCTIVE EPOXY INK ON PRIMARY SIDE OF THE
      BOARD OR BOTH SIDES IF APPLICABLE.
   B. FABRICATOR TO PLACE DATE CODE, LOGO AND RoHS COMPILANT SYMBOL IN SILKSCREEN ON SECONDARY SIDE.
6. FINAL FABRICATION:
   A. SOLDRMASK PRIMARY AND SECONDARY SIDE OF BOARD USING LIQUID PHOTOIMAGABLE
      MASK MATERIAL OVER BARE COPPER. PER IPC-SM-840. MASK ARTWORKS PROVIDED
      ARE 1:1. SOLDERMASK COLOR **RED**
7. FINISH:
   A. SHALL BE IMMERSION GOLD(ENIG).
   B. NICKEL THICKNESS: 0.00010-0.00020in
   C. GOLD THICKNESS: 0.0000030-0.000010in
8. BOARDS SHALL BE PURCHASED FROM UL RECOGNIZED VENDORS ONLY.
   FLAMABILITY RATING (94-V0).
9. MANUFACTURE BOARD TO BE IN ACCORDANCE WITH PERFORMANCE STANDARD
   IPC-6011/6012 CLASS 2 BOARD TO BE INSPECTED PER IPC-600-A CLASS 2.
10. MAXIMUM WRAP OR TWIST SHALL NOT EXCEED .007 in/in.
11. TESTING:
   A. FABRICATOR TO ADD TEST STRUCTURES OR CUPONS AS NEEDED.
   B. T-LINE IMPEDENCE TO BE TESTED OR GUARANTEE WITHIN 10% IF SPECIFIED IN
      THE CROSS SECTION. TOLERANCE TO BE +/-10% UNLESS OTHERWISE SPECIFIED.

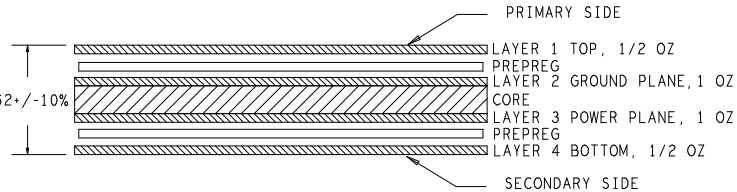

UNLESS OTHERWISE SPECIFIED	SIGNATURES		DATE
DIMENSIONS ARE IN INCHES	DRAWN	PRAO	02/11/16
TOLERANCES ON; ANGLES +/- 2°	CHECKED	RKPM	02/11/16
2 PL DECIMALS +/- .010	ENGRG	RKPM	02/11/16
3 PL DECIMALS +/- .005	ISSUED		
THIRD ANGLE PROJECTIONS			

CYPRESS PROPRIETARY
THIS DOCUMENT CONTAINS CONFIDENTAL, PROPRIETARY INFORMATION THAT IS CYPRESS SEMICONDUCTOR PROPERTY, DO NOT DISCLOSE TO OR DUPLICATE FOR OTHERS EXCEPT AS AUTHORIZED BY CYPRESS.

CYPRESS SEMICONDUCTOR
198 CHAMPION COURT
SAN JOSE, CA 95134
(408) 943-2600

FABRICATION DRAWING
CY8CKIT-143A
PSoC 4 BLE 256K Module

SIZE	FSCM NO	DWG NO.	REV
C		610-60240-0103	

SCALE: 1/1 SHEET: 1 OF 1



600-60248-01 REV03 PRIMARY SIDE

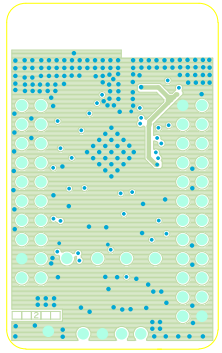

600-60248-01 REV03 GND LAYER



600-60248-01 REV03 VCC LAYER

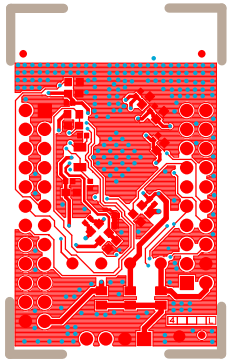

600-60248-01 REV03 SECONDARY SIDE



600-60248-01 REV03 PRIMARY SOLDERMASK



600-60248-01 REV03 SECONDARY SIDE



600-60248-01 REV03 PRIMARY SOLDERPASTE

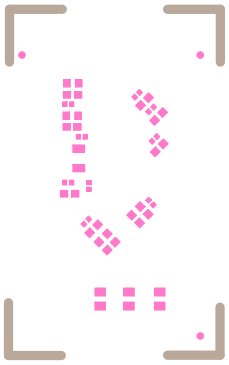

600-60248-01 REV03 SECONDARY SOLDERPASTE

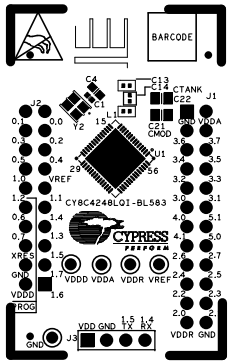

600-60248-01 REV03 PRIMARY SILKSCREEN

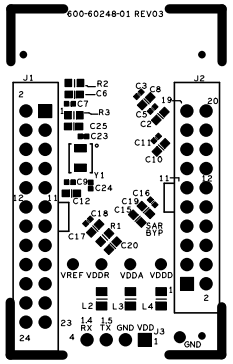

600-60248-01 REV03 SECONDARY SILKSCREEN